

Garfield Heights City School District

Monthly Financial Report

Fiscal Year 2024 Revenue and Expenditure Activity Through August

Table of Contents

FISCAL YEAR 2024 REVENUE AND EXPENDITURE ANALYSIS THROUGH AUGUST	3
FISCAL YEAR 2024 MONTHLY REVENUE ANALYSIS - AUGUST	4
FISCAL YEAR 2024 REVENUE ANALYSIS - JULY - AUGUST	5
FISCAL YEAR 2024 MONTHLY EXPENDITURE ANALYSIS - AUGUST	6
FISCAL YEAR 2024 EXPENDITURE ANALYSIS - JULY - AUGUST	7

FISCAL YEAR 2024 REVENUE AND EXPENDITURE ANALYSIS THROUGH AUGUST

1. ACTUAL COMPARED TO FORECAST VARIANCE AND NET FAVORABILITY ANALYSIS

CURRENT YEAR-TO-DATE
REVENUE COLLECTIONS
INDICATE A

\$167,235

FAVORABLE COMPARED TO
FORECAST

CURRENT YEAR-TO-DATE
EXPENDITURES INDICATE A

\$359,533

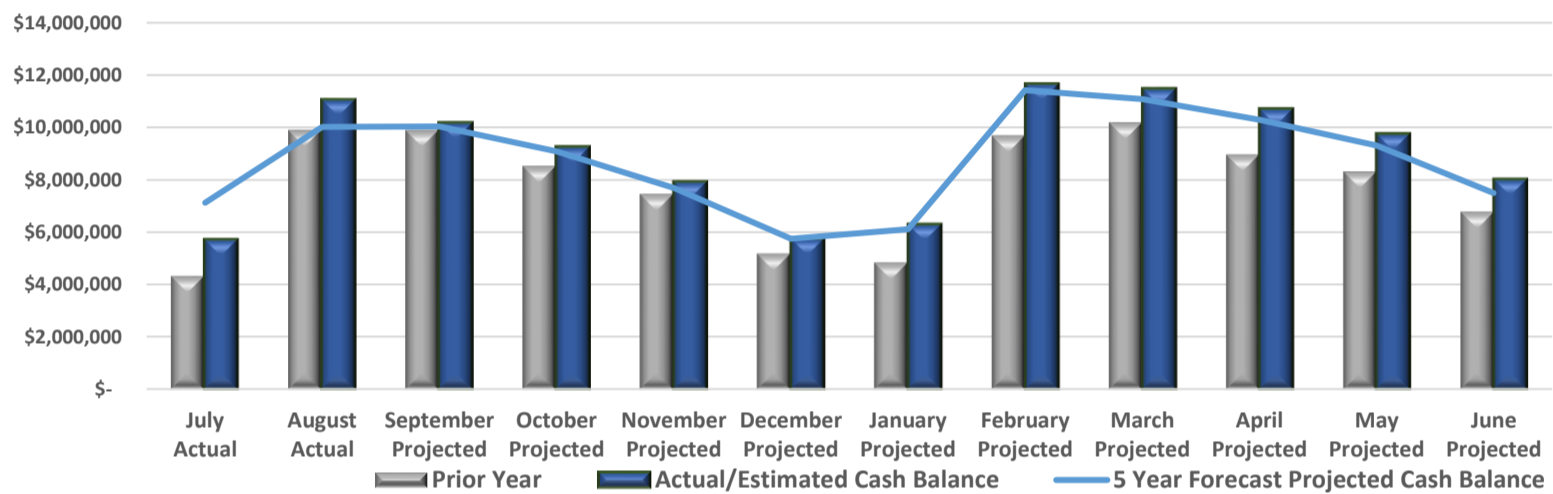
FAVORABLE COMPARED TO
FORECAST

POTENTIAL NET IMPACT
WOULD RESULT IN A

\$526,768

FAVORABLE IMPACT ON THE
CASH BALANCE

2. VARIANCE AND CASH BALANCE COMPARISON



CURRENT MONTHLY CASH FLOW
ESTIMATES A JUNE 30, 2024 CASH
BALANCE OF

\$8,024,195

Current monthly cash flow estimates, including actual data through August indicate that the June 30, 2024 cash balance will be \$8,024,195, which is \$526,768 more than the five year forecast of \$7,497,427.

June 30 ESTIMATED CASH
BALANCE IS

\$526,768

MORE THAN THE
FORECAST/BUDGET AMOUNT

3. FISCAL YEAR 2024 REVENUE SHORTFALL/SURPLUS ANALYSIS (BASED UPON ACTUAL/ESTIMATED VARIANCE)

FY 2023 June Cash
Balance

\$6,773,146

Estimated
FY 2024 June
Cash Balance

\$8,024,195

OPERATING SURPLUS OF

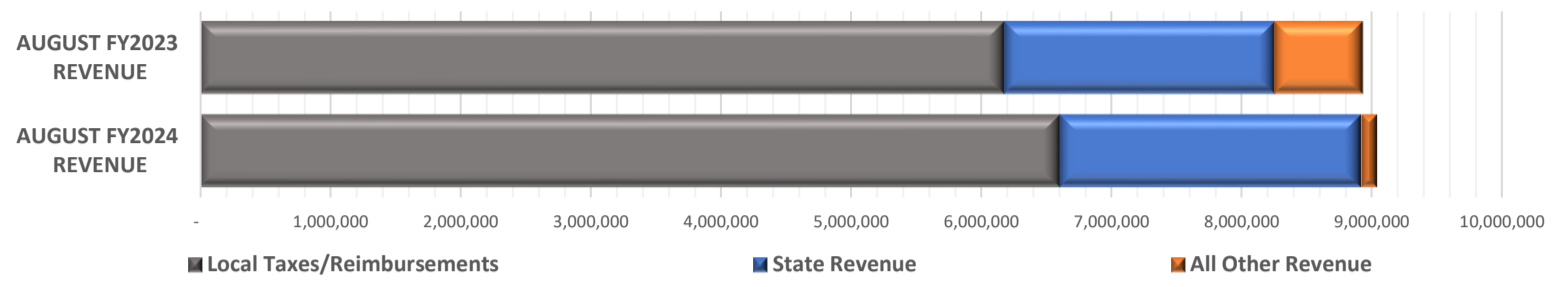
\$1,251,049

WILL INCREASE THE CASH BALANCE
BY THE END OF THE FISCAL YEAR

Current cash flow monthly trend-estimates indicate this year's ending June 30 cash balance will INCREASE \$1,251,049 compared to last fiscal year ending June 30. This surplus outcome is the result of the cash flow revenue estimate of \$46,952,906 totaling more than estimated cash flow expenditures of \$45,701,857.

FISCAL YEAR 2024 MONTHLY REVENUE ANALYSIS - AUGUST

1. AUGUST REVENUE COLLECTIONS COMPARED TO PRIOR YEAR



	Actual Revenue Collections For August	Prior Year Revenue Collections	Actual Compared to Last Year
Local Taxes/Reimbursements	6,600,456	6,172,873	▲ 427,583
State Revenue	2,318,039	2,086,115	▲ 231,923
All Other Revenue	120,464	670,439	▼ (549,976)
Total Revenue	9,038,959	8,929,428	▲ 109,531

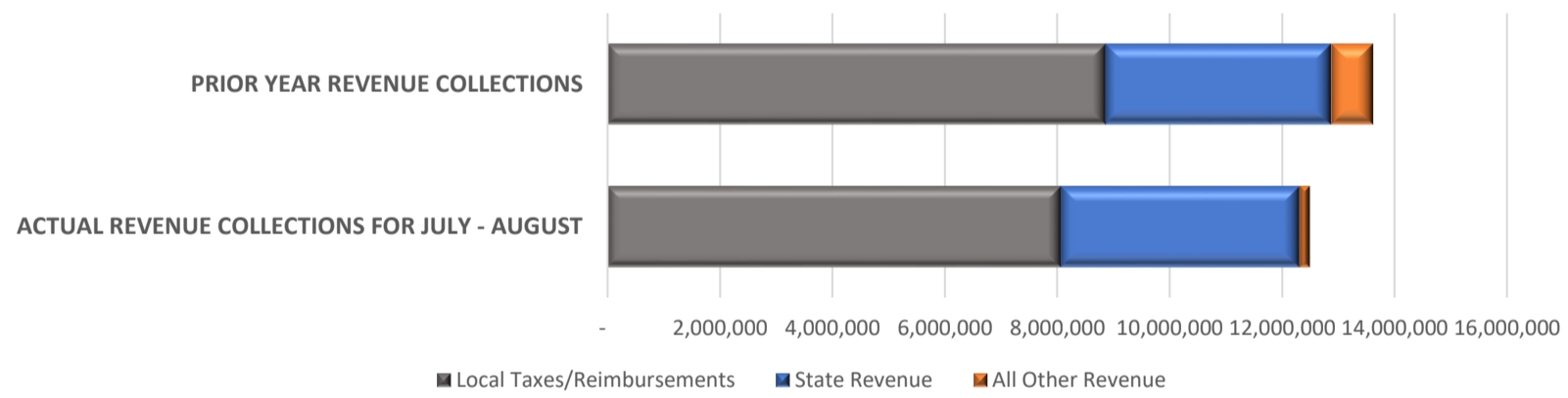
Actual revenue for the month was up

\$109,531

compared to last year.

Overall total revenue for August is up 1.2% (\$109,531). The largest change in this August's revenue collected compared to August of FY2023 is lower advances in (-\$658,700) and higher local taxes (\$427,583). A single month's results can be skewed compared to a prior year because of the timing of revenue received. The fiscal year-to-date results, when involving additional months of revenue activity can provide more insight.

2. ACTUAL REVENUE RECEIVED THROUGH AUGUST COMPARED TO THE PRIOR YEAR



	Actual Revenue Collections For July - August	Prior Year Revenue Collections For July - August	Current Year Compared to Last Year
Local Taxes/Reimbursements	8,070,456	8,864,873	▼ (794,417)
State Revenue	4,251,213	4,012,477	▲ 238,735
All Other Revenue	180,736	742,228	▼ (561,493)
Total Revenue	12,502,404	13,619,579	▼ (1,117,174)

COMPARED TO THE SAME PERIOD, TOTAL REVENUES ARE

\$1,117,174

LOWER THAN THE PREVIOUS YEAR

Fiscal year-to-date General Fund revenue collected totaled \$12,502,404 through August, which is -\$1,117,174 or -8.2% lower than the amount collected last year. The largest difference in revenue when comparing current year-to-date revenue collected through August to the same period last year is local taxes revenue coming in -\$794,417 lower compared to the previous year, followed by advances in coming in -\$658,700 lower.

FISCAL YEAR 2024 REVENUE ANALYSIS - JULY - AUGUST

3. POSSIBLE CASH FLOW VARIANCE FROM FORECAST DUE TO FYTD ACTUAL RESULTS

CURRENT YEAR-TO-DATE REVENUE COLLECTIONS INDICATE A
\$167,235
FAVORABLE COMPARED TO FORECAST

	Forecast Annual Revenue Estimates	Cash Flow Actual/Estimated Calculated Annual Amount	Current Year Forecast Compared to Actual/Estimated
Loc. Taxes/Reimbur.	19,834,593	20,066,354	231,761
State Revenue	25,153,855	25,316,139	162,284
All Other Revenue	1,797,223	1,570,412	(226,811)
Total Revenue	46,785,671	46,952,906	167,235

The top two categories (advances in and local taxes), represents 29.% of the variance between current revenue estimates and the amounts projected in the five year forecast.

The total variance of \$167,235 (current revenue estimates vs. amounts projected in the five year forecast) is equal to .36% forecast annual revenue

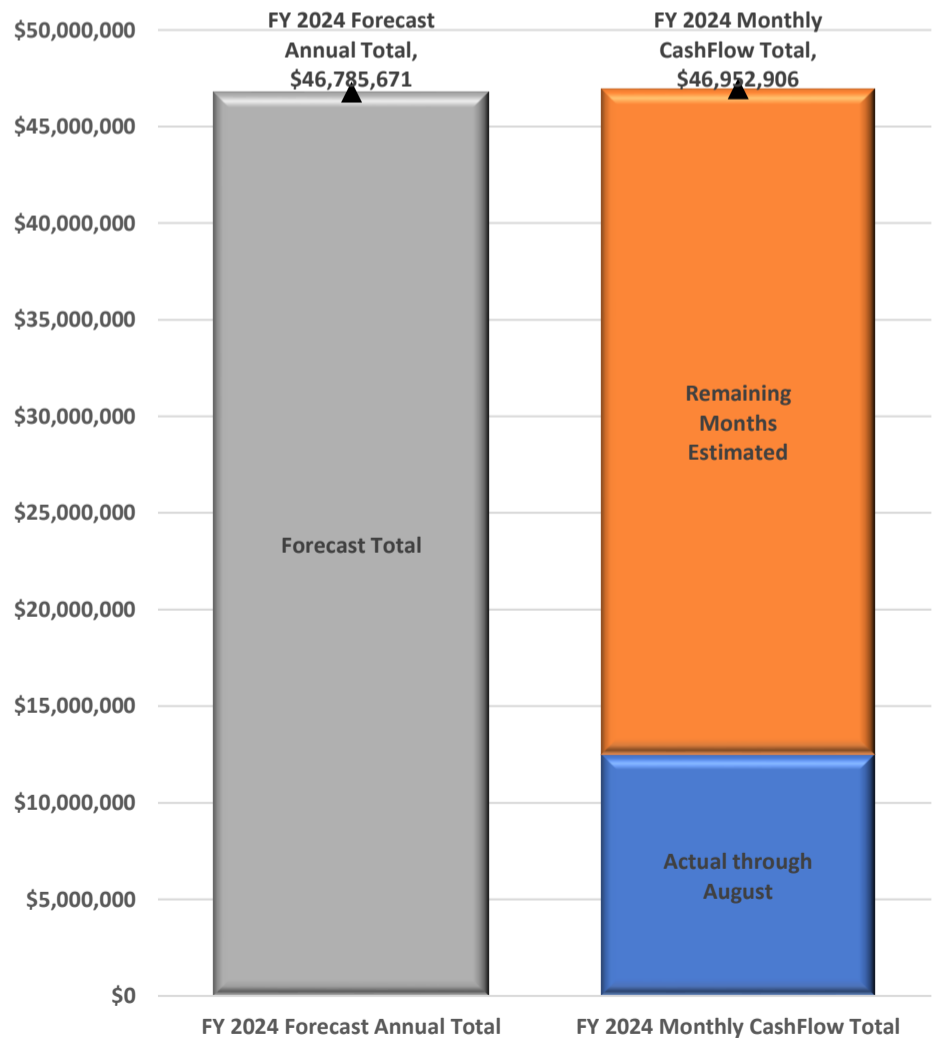
Top Forecast vs. Cash Flow Actual/Estimated Amounts

Variance Based on Actual/Estimated Annual Amount	Expected Over/(Under) Forecast
Advances In ▼	(280,235)
Local Taxes ▲	231,761
Restricted Aid State ▲	134,953
Miscellaneous Receipts ▲	44,284
All Other Revenue Categories ▲	36,472
Total Revenue ▲	167,235

4. REVENUE VARIANCE ANALYSIS OF POTENTIAL IMPACT

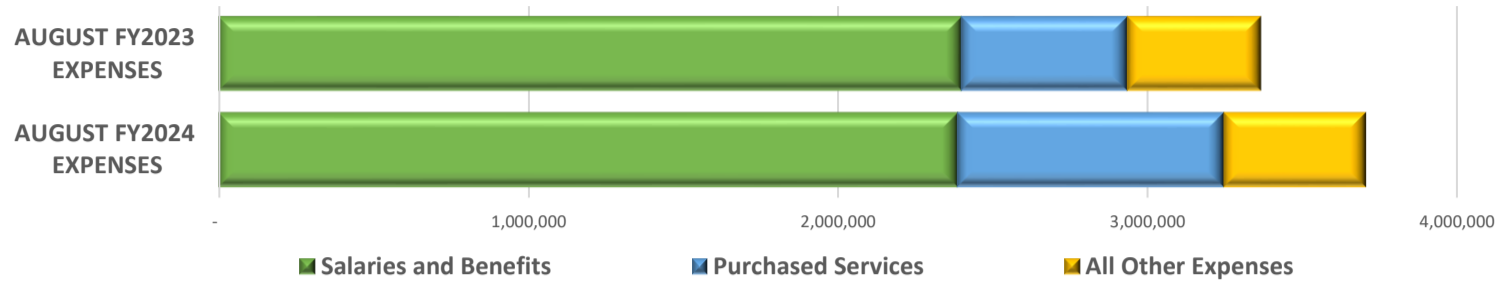
Results through August indicate a favorable variance of \$167,235 compared to the forecast total annual revenue. This means the forecast cash balance could be improved.

The fiscal year is 17% complete. Monthly cash flow, comprised of 2 actual months plus 10 estimated months indicates revenue totaling \$46,952,906 which is \$167,235 more than total revenue projected in the district's current forecast of \$46,785,671



FISCAL YEAR 2024 MONTHLY EXPENDITURE ANALYSIS - AUGUST

1. AUGUST EXPENDITURES COMPARED TO PRIOR YEAR



	Actual Expenses For August	Prior Year Expenditure Incurred		Actual Compared to Last Year
Salaries and Benefits	2,387,245	2,399,806	▼	(12,561)
Purchased Services	860,342	537,203	▲	323,139
All Other Expenses	458,317	432,137	▲	26,180
Total Expenditures	3,705,904	3,369,146	▲	336,758



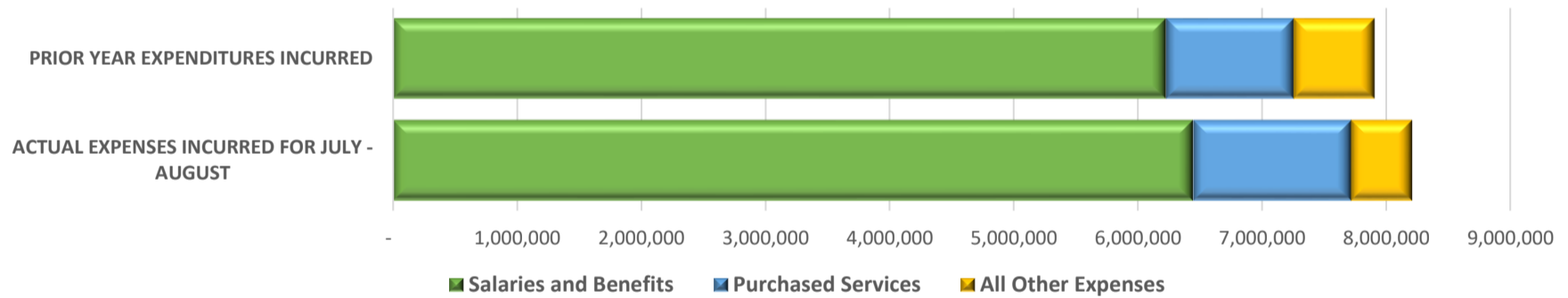
Actual expenses for the month was up

\$336,758

compared to last year.

Overall total expenses for August are up 10.% (\$336,758). The largest change in this August's expenses compared to August of FY2023 is higher non - utility property services (\$205,834), higher insurance (\$117,454) and higher tuition and similar payments (\$111,882). A single month's results can be skewed compared to a prior year because of the timing when expenses are incurred. The fiscal year-to-date results, when involving additional months of expense activity can provide more insight.

2. ACTUAL EXPENSES INCURRED THROUGH AUGUST COMPARED TO THE PRIOR YEAR



	Actual Expenses For July - August	Prior Year Expenditures Incurred		Actual Compared to Last Year
Salaries and Benefits	6,447,223	6,229,030	▲	218,194
Purchased Services	1,272,558	1,028,292	▲	244,266
All Other Expenses	492,236	651,852	▼	(159,616)
Total Expenditures	8,212,017	7,909,174	▲	302,844

Compared to the same period, total expenditures are

\$302,844

higher than the previous year

Fiscal year-to-date General Fund expenses totaled \$8,212,017 through August, which is \$302,844 or 3.8% higher than the amount expended last year. The largest difference in expenditures when comparing current year-to-date expenditures through August to the same period last year is that professional and technical services costs are \$156,914 higher compared to the previous year, followed by utilities coming in -\$98,956 lower and general supplies coming in -\$76,702 lower.

FISCAL YEAR 2024 EXPENDITURE ANALYSIS - JULY - AUGUST

3. POSSIBLE CASH FLOW VARIANCE FROM FORECAST DUE TO FYTD ACTUAL RESULTS

**CURRENT YEAR-TO-DATE
EXPENDITURES INDICATE A**

\$359,533

**FAVORABLE COMPARED TO
FORECAST**

	Forecasted Annual Expenses	Cash Flow Actual/Estimated Calculated Annual Amount	Forecasted amount compared to Actual/Estimated
Salaries and Benefits	37,124,082	36,444,861	▼ (679,221)
Purchased Services	6,210,899	6,646,357	▲ 435,458
All Other Expenses	2,726,409	2,610,638	▼ (115,771)
Total Expenditures	46,061,390	45,701,857	▼ (359,533)

The top two categories (regular certified salaries and retirement certified), represents 238.8% of the variance between current expense estimates and the amounts projected in the five year forecast.

The total variance of \$359,533 (current expense estimates vs. amounts projected in the five year forecast) is equal to .8% of the total Forecasted annual expenses.

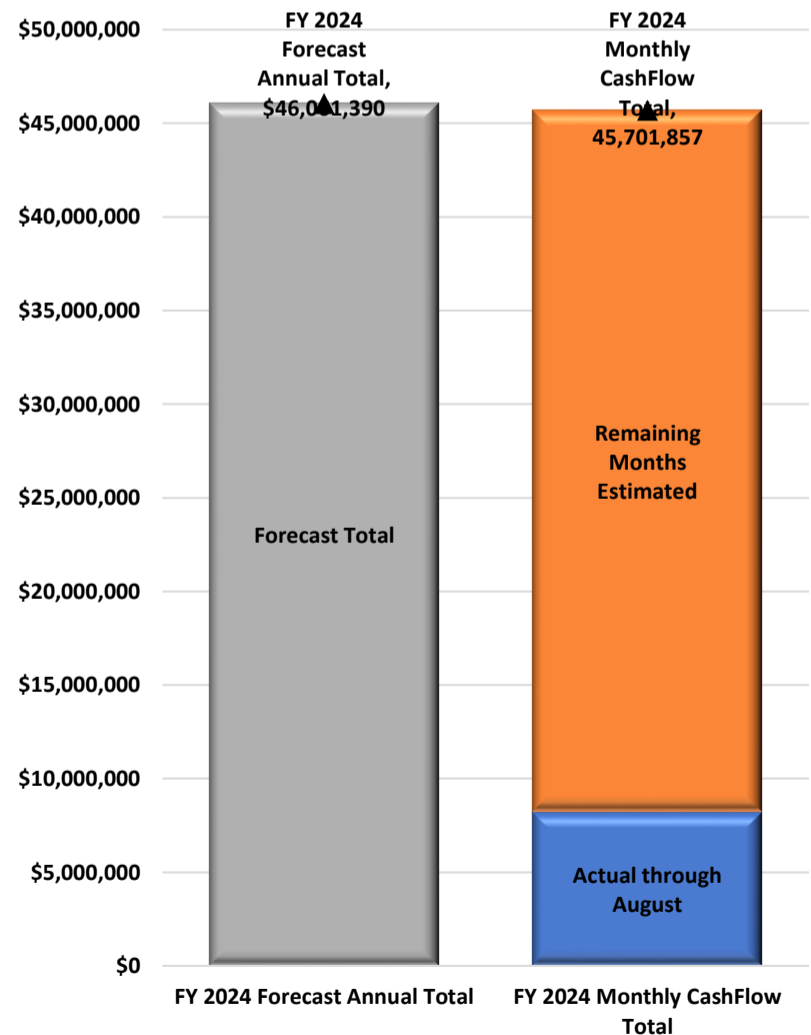
Top Forecast vs. Cash Flow Actual/Estimated Amounts

Variance Based on Actual/Estimated Annual Amount	Expected Over/(Under) Forecast
Regular Certified Salaries ▼	(651,814)
Retirement Certified ▼	(206,927)
Retirement Classified ▲	197,739
Non - utility Property Services ▲	152,491
All Other Expense Categories ▲	148,978
Total Expenses ▼	(359,533)

4. EXPENDITURE VARIANCE ANALYSIS OF POTENTIAL IMPACT

Results through August indicate that Fiscal Year 2024 actual/estimated expenditures could total \$45,701,857 which has a favorable expenditure variance of \$359,533. This means the forecast cash balance could be improved.

The fiscal year is approximately 17% complete. Monthly cash flow, comprised of 2 actual months plus 10 estimated months indicates expenditures totaling \$45,701,857 which is -\$359,533 less than total expenditures projected in the district's current forecast of \$46,061,390



**Comparison of Current Forecast Amount
to Updated FYTD Actual + FY Estimated Remaining**
FYTD Thr AUGUST

Garfield Heights City School District

Five Year Forecast Comparison to Actual Cash Flow

	Difference	Proj. from Current 5year Forecast 2024	Proj. from Actual/Est. Cash Flow 2024	FYTD Actual Through Month Of: Through August	Estimated for Remaining Months
Revenue:					
1.010 - General Property Tax (Real Estate)	145,394	16,502,580	16,647,974	7,606,697	9,041,277
1.020 - Public Utility Personal Property	86,367	1,083,157	1,169,524	463,759	705,765
1.030 - Income Tax	-	-	-	-	-
1.035 - Unrestricted Grants-in-Aid	27,332	21,407,230	21,434,562	3,659,309	17,775,252
1.040 - 1.045 - Restricted Grants-in-Aid	134,953	3,746,625	3,881,578	591,903	3,289,675
1.050 - Property Tax Allocation	-	2,248,856	2,248,856	-	2,248,856
1.060 - All Other Operating Revenues	53,485	1,497,223	1,550,708	180,796	1,369,912
1.070 - Total Revenue	447,530	46,485,671	46,933,201	12,502,465	34,430,736
Other Financing Sources:					
2.070 - Total Other Financing Sources	(280,296)	300,000	19,704	(61)	19,765
080 - Total Revenues and Other Financing Sources	167,235	46,785,671	46,952,906	12,502,404	34,450,501
Expenditures:					
3.010 - Personnel Services	(516,929)	27,067,586	26,550,657	4,899,796	21,650,861
020 - Employees' Retirement/Insurance Benefits	(162,291)	10,056,496	9,894,205	1,547,428	8,346,777
3.030 - Purchased Services	435,458	6,210,899	6,646,357	1,272,558	5,373,800
3.040 - Supplies and Materials	(184,791)	1,145,827	961,036	164,295	796,741
3.050 - Capital Outlay	(5,717)	141,834	136,117	23,568	112,550
060 - 4.060 - Intergovernmental, Debt & Interest	0	-	0	-	-
4.300 - Other Objects	74,737	768,748	843,485	304,374	539,111
4.500 - Total Expenditures	(359,533)	45,391,390	45,031,857	8,212,017	36,819,839
Other Financing Uses:					
5.040 - Total Other Financing Uses	-	670,000	670,000	-	670,000
050 - Total Expenditures and Other Financing Uses	(359,533)	46,061,390	45,701,857	8,212,017	37,489,839
Excess of Rev & Other Financing Uses Over (Under)					
6.010 - Expenditures and Other Financing Uses	526,768	724,281	1,251,049	4,290,387	(3,039,338)
7.010 - Cash Balance July 1	-	6,773,146	6,773,146		
7.020 - Cash Balance June 30	526,768	7,497,427	8,024,195		

Projected Differences from 5year Forecast Actuals/Estimates as compared to Cash Flow Actual/Estimates




Dollar Variance: 167,235
Percent Variance: 0.36%

Dollar Variance: (359,533)
Percent Variance: -0.78%

Dollar Variance: 526,768
Percent Variance: 7.03%

2024 Garfield Heights City School District Actual and Estimated Monthly Cash Flow Through: August	Actual July	Actual August	Projected September	Projected October	Projected November	Projected December	Projected January	Projected February	Projected March	Projected April	Projected May	Projected June	Total
1.010 General Property Tax (Real Estate)	1,470,000	6,136,697	0	0	0	19,241	1,568,432	6,243,421	1,100,768	0	109,416	0	16,647,974
1.020 Public Utility Personal Property	0	463,759	93,838	0	0	0	0	0	611,926	0	21,985	(21,985)	1,169,524
1.030 Income Tax	0	0	0	0	0	0	0	0	0	0	0	0	0
1.035 Unrestricted Grants-in-Aid	1,703,667	1,955,643	1,769,334	1,755,234	1,751,211	1,775,125	2,232,762	1,602,914	1,760,262	1,727,061	1,716,361	1,684,989	21,434,562
1.040 Restricted Grants-in-Aid	229,507	362,396	228,350	236,643	225,055	206,776	446,749	877,006	242,320	239,640	240,344	346,792	3,881,578
1.045 Other Restricted	0	0	0	0	0	0	0	0	0	0	0	0	0
1.050 Property Tax Allocation	0	0	668,074	424,249	51,215	8	0	0	0	655,824	444,365	5,121	2,248,856
1.060 All Other Revenues	60,272	120,524	156,479	142,895	169,908	35,223	61,171	113,213	181,060	109,780	191,514	208,669	1,550,708
1.070 Total Revenues	3,463,446	9,039,019	2,916,075	2,559,021	2,197,389	2,036,372	4,309,114	8,836,554	3,896,336	2,732,304	2,723,985	2,223,587	46,933,201
2.010 Proceeds from Sale of Notes	0	0	0	0	0	0	0	0	0	0	0	0	0
2.020 State Emergency Loans and Advancements	0	0	0	0	0	0	0	0	0	0	0	0	0
2.040 Operating Transfers-In.	0	0	0	0	0	0	0	0	0	0	0	0	0
2.050 Advances-In	0	0	19,765	0	0	0	0	0	0	0	0	0	19,765
2.060 All Other Financing Sources	0	(61)	0	0	0	0	0	0	0	0	0	0	(61)
2.070 Total Other Financing Sources	0	0	0	0	0	0	0	0	0	0	0	0	0
2.080 Total Revenues and Other Financing Sources	3,463,446	9,038,959	2,935,840	2,559,021	2,197,389	2,036,372	4,309,114	8,836,554	3,896,336	2,732,304	2,723,985	2,223,587	46,952,906
3.010 Personnel Services	3,301,077	1,598,718	2,074,230	2,062,388	2,065,921	2,983,561	2,113,145	2,050,689	2,131,014	2,015,614	2,103,552	2,050,746	26,550,657
3.020 Retirement/Benefits	758,901	788,526	836,925	871,832	845,314	865,630	838,448	824,288	823,016	809,338	801,446	830,538	9,894,205
3.030 Purchased Services	412,216	860,342	511,101	456,146	471,066	275,859	599,967	586,281	723,120	593,762	652,859	503,637	6,646,357
3.040 Supplies and Materials	19,670	144,624	132,453	109,790	74,741	67,752	86,722	67,471	65,969	59,472	68,396	63,975	961,036
3.050 Capital Outlay	4,488	19,080	107,063	(27,050)	6,965	4,563	72,515	(69,021)	3,089	11,691	2,322	412	136,117
3.060 Intergovernmental	0	0	0	0	0	0	0	0	0	0	0	0	0
4.010 Principal-All (History Only)	0	0	0	0	0	0	0	0	0	0	0	0	0
4.020 Principal-Notes	0	0	0	0	0	0	0	0	0	0	0	0	0
4.030 Principal-State Loans	0	0	0	0	0	0	0	0	0	0	0	0	0
4.040 Principal-State Advancements	0	0	0	0	0	0	0	0	0	0	0	0	0
4.050 Principal-HB 264 Loans	0	0	0	0	0	0	0	0	0	0	0	0	0
4.055 Principal-Other	0	0	0	0	0	0	0	0	0	0	0	0	0
4.060 Interest and Fiscal Charges	0	0	0	0	0	0	0	0	0	0	0	0	0
4.300 Other Objects	9,761	294,613	121,368	6,458	13,454	9,444	28,632	16,039	315,163	15,684	6,839	6,031	843,485
4.500 Total Expenditures	4,506,113	3,705,904	3,783,142	3,479,565	3,477,462	4,206,809	3,739,428	3,475,748	4,061,371	3,505,561	3,635,413	3,455,340	45,031,857
5.010 Operating Transfers-Out	0	0	32,155	0	54,031	0	31,392	0	0	0	37,690	214,731	370,000
5.020 Advances-Out	0	0	0	0	0	0	0	0	0	0	0	300,000	300,000
5.030 All Other Financing Uses	0	0	0	0	0	0	0	0	0	0	0	0	0
5.040 Total Other Financing Uses	0	0	0	0	0	0	0	0	0	0	0	0	0
5.050 Total Expenditures and Other Financing Uses	4,506,113	3,705,904	3,815,297	3,479,565	3,531,493	4,206,809	3,770,820	3,475,748	4,061,371	3,505,561	3,673,104	3,970,071	45,701,857
6.010 Rev. over/(under) Expenditures	(1,042,668)	5,333,055	(879,457)	(920,544)	(1,334,104)	(2,170,437)	538,293	5,360,806	(165,035)	(773,257)	(949,119)	(1,746,484)	1,251,049
7.010 Beginning Cash Balance	6,773,146	5,730,478	11,063,533	10,184,075	9,263,531	7,929,427	5,758,990	6,297,283	11,658,089	11,493,054	10,719,797	9,770,678	6,773,146
7.020 Ending Cash Balance	5,730,478	11,063,533	10,184,075	9,263,531	7,929,427	5,758,990	6,297,283	11,658,089	11,493,054	10,719,797	9,770,678	8,024,195	8,024,195

Garfield Heights City Schools



Approved Grant Funds for 2022/2023



Fund	Description	Authorized Amount	Monthly Amount Received	Amount Received Project-To-Date
	<u>Intermediate Grants</u>			
019/914G	Closing the Achievement Gap	\$100,000.00		\$54,277.00
	Total Intermediate Grants	\$100,000.00		\$54,277.00
	<u>State Grants</u>			
439/9023	Public School Preschool	\$80,000.00		\$80,000.00
	Total State Grants	\$80,000.00		\$80,000.00
	<u>Federal Grants</u>			
507/9022	ESSER II	\$3,901,892.00		\$3,901,892.00
509/9023	College Now	\$200,000.00		\$200,000.00
516/9023	IDEA-B Special Education	\$1,016,042.52		\$986,049.31
536/9023	Title I Non Competitive School Imp.	\$140,161.00		\$40,615.64
572/9023	Title I	\$3,074,779.75		\$1,942,328.84
587/9023	Preschool Special Education	\$19,215.82		\$19,215.82
590/9023	Title II-A Improving Teacher Quality	\$185,239.44		\$201,698.33
584/9023	Title IV-A Student Supp/Academic Enrich	\$164,723.00		\$185,531.41
507/9024	ARP ESSER	\$16,158,353.99		\$2,150,866.29
	Total Federal Grants	\$24,860,407.52		\$9,628,197.64

Garfield Heights City Schools



August 31, 2023

FINSUMM Financial Summary

Fund	Fund Name	Beginning Balance	Monthly Receipts	Fiscal Year To Date Receipts	Monthly Expenditures	Fiscal Year To Date Expenditures	Current Fund Balance	Current Encumbrances	Unencumbered Fund Balance
001	General Fund	\$6,773,145.75	\$9,038,958.76	\$12,502,404.30	\$3,705,904.10	\$8,212,017.35	\$11,063,532.70	\$3,090,333.32	\$7,973,199.38
002	Bond Retirement	\$2,404,571.22	\$1,219,537.61	\$1,512,537.61	\$28,510.72	\$28,510.72	\$3,888,598.11	\$0.00	\$3,888,598.11
003	Permanent Improvement	\$101,972.68	\$34,719.11	\$36,519.11	\$141,648.33	\$141,648.33	(\$3,156.54)	\$0.00	-\$3,156.54
004	Building Fund	\$41,212.47	\$4,823.87	\$9,619.90	\$0.00	\$0.00	\$50,832.37	\$0.00	\$50,832.37
006	Food Service	\$1,626,825.50	\$5,859.55	\$23,057.48	\$50,547.21	\$120,443.62	\$1,529,439.36	\$433,156.48	\$1,096,282.88
007	Special Trust	\$10,614.21	(\$1,000.00)	(\$1,000.00)	\$3,000.00	\$3,000.00	\$6,614.21	\$6,000.00	\$614.21
008	Endowment Trust	\$106,158.71	\$440.76	\$1,018.44	\$0.00	\$0.00	\$107,177.15	\$1,500.00	\$105,677.15
009	Uniform Supplies	\$0.00	\$1,325.00	\$1,575.00	\$5,564.31	\$5,564.31	(\$3,989.31)	\$1,624.79	-\$5,614.10
014	Rotary - Internal Services	\$45,764.69	\$200.00	\$300.00	\$0.00	\$0.00	\$46,064.69	\$13.78	\$46,050.91
018	Public School Support	\$9,132.96	\$437.05	\$4,747.23	\$204.47	\$1,762.05	\$12,118.14	\$1,517.31	\$10,600.83
019	Other Grants	\$365,281.16	\$67,751.73	\$91,751.73	\$27,502.64	\$72,508.54	\$384,524.35	\$51,466.74	\$333,057.61
022	District Agency	\$28,500.12	\$0.00	\$0.00	\$0.00	\$0.00	\$28,500.12	\$0.00	\$28,500.12
024	Employee Benefits Self Insurance	\$94,542.36	\$0.00	\$0.00	\$9,708.76	(\$14,623.74)	\$109,166.10	\$2,124,634.43	-\$2,015,468.33
034	Classroom Facilities Maintenance	\$193,838.04	\$103,805.57	\$134,005.57	\$95,935.85	\$103,102.85	\$224,740.76	\$42,521.00	\$182,219.76
200	Student Managed Funds	\$17,325.28	\$0.00	\$0.00	\$21,593.98	\$23,953.93	(\$6,628.65)	\$0.00	-\$6,628.65
300	District Managed Funds	(\$503.00)	\$464.00	\$494.00	\$44,741.97	\$56,091.34	(\$56,100.34)	\$27,280.09	-\$83,380.43
401	Auxiliary Services	(\$930.38)	\$167,532.73	\$168,375.73	\$82,043.95	\$91,819.76	\$75,625.59	\$69,164.91	\$6,460.68
439	Public School Preschool	(\$6,460.30)	\$0.00	\$12,806.41	\$0.00	\$9,160.96	(\$2,814.85)	\$0.00	-\$2,814.85
440	Entry Year Programs	\$182.53	\$0.00	\$0.00	\$0.00	\$0.00	\$182.53	\$0.00	\$182.53
451	OneNet (Data Communication)	\$13,228.04	\$0.00	\$230.50	\$0.00	\$0.00	\$13,458.54	\$0.00	\$13,458.54
452	Schoolnet Professional Development	\$8.95	\$0.00	\$0.00	\$0.00	\$0.00	\$8.95	\$0.00	\$8.95
461	Vocational Education Enhancements	\$3,198.82	\$0.00	\$0.00	\$0.00	\$0.00	\$3,198.82	\$0.00	\$3,198.82
463	Alternative Schools	\$334.05	\$0.00	\$0.00	\$0.00	\$0.00	\$334.05	\$0.00	\$334.05
467	Health and Wellness	\$0.67	\$0.00	\$0.00	\$0.00	\$0.00	\$0.67	\$0.00	\$0.67
499	Miscellaneous State Grants	\$20,886.27	\$0.00	\$0.00	\$0.00	\$0.00	\$20,886.27	\$0.00	\$20,886.27
504	CCBD funds (defunct)	\$0.45	\$0.00	\$0.00	\$0.00	\$0.00	\$0.45	\$0.00	\$0.45
506	Race to the Top	\$604.50	\$0.00	\$0.00	\$0.00	\$0.00	\$604.50	\$0.00	\$604.50
507	ESSER	(\$423,219.67)	\$2,194,170.98	\$2,841,493.33	\$4,259,727.85	\$4,760,305.47	(\$2,342,031.81)	\$1,715,444.27	-\$4,057,476.08
509	21st Century College Now	\$68,440.60	\$0.00	\$0.00	\$14,015.62	\$39,695.62	\$28,744.98	\$9,000.00	\$19,744.98
516	IDEA-B	(\$30,612.82)	\$11,826.75	\$11,826.75	\$25,170.67	\$40,143.26	(\$58,929.33)	\$559,718.18	-\$618,647.51
533	Title IID Technology	\$75.92	\$0.00	\$0.00	\$0.00	\$0.00	\$75.92	\$0.00	\$75.92
536	Title I - School Improvement Part A	\$4,951.85	\$0.00	\$0.00	\$7,810.47	\$15,547.96	(\$10,596.11)	\$1,132.62	-\$11,728.73
572	Title I - Disadvantaged Children	(\$804,033.18)	\$336,261.94	\$544,767.90	\$453,755.96	\$837,737.93	(\$1,097,003.21)	\$453,381.04	-\$1,550,384.25
573	Title V	\$2,074.48	\$0.00	\$0.00	\$0.00	\$0.00	\$2,074.48	\$0.00	\$2,074.48
584	Title IVA	(\$499.33)	\$0.00	\$0.00	\$7,569.16	\$12,819.16	(\$13,318.49)	\$35,372.93	-\$48,691.42
587	Preschool Handicap	(\$2,045.72)	\$0.00	\$0.00	\$2,386.93	\$5,948.50	(\$7,994.22)	\$0.00	-\$7,994.22
590	Title II-A - Improving Teacher Quality	(\$49,814.02)		\$18,710.91	\$78,451.37	\$96,843.25	(\$127,946.36)	\$84,838.01	-\$212,784.37
599	Miscellaneous Federal Grants	\$4,903.68	\$0.00	\$0.00	\$0.00	\$0.00	\$4,903.68	\$0.00	\$4,903.68
	Grand Totals (ALL Funds)	\$10,619,657.54	\$13,187,115.41	\$17,915,241.90	\$9,065,794.32	\$14,664,001.17	\$13,870,898.27	\$8,708,099.90	\$5,162,798.37

Garfield Heights City Schools



Cash Reconciliation



August 31, 2023

FINSUM Balance **\$13,861,353.34**

Bank Balance:

Key Bnk - Property Tax/Foundation Receipts	\$3,184,766.57	
PNC - General	\$ 2,764,314.02	
JP MorganChase - Payroll	\$ 38,829.81	
		\$ 5,987,910.40

Investments:

STAR Ohio	\$8,384,652.68	
Red Tree	1,701,578.62	
PNC-Sweep	2.36	
Citizens-Sweep	62,000.55	
		\$ 10,148,234.21

\$ -

Less: Outstanding Checks-PNC Bank (General Fund)	(2,271,977.26)
correction of voided check#123089	(9,544.93)
Adjustments - Carryover Unrecorded Receipt	\$ (3,197.70)
Posting Error/Unreconciled Payroll Checks	383.69

Bank Balance **\$ 13,861,353.34**

Variance **\$ -**

Garfield Heights City Schools



**Record of Advances for 2022/2023
Returned 2023/2024**



INITIAL ADVANCE INFORMATION						ADVANCE RETURN	
Date Approved	Board Resolution	FROM Fund	TO Fund	Fund Name	Amount	Date Returned	Amount
6/27/2023	2023-23	001	401-9024	Aux. Services-Non-Pub	\$19,765.49	9/19/2023	\$19,765.49
						*Pending Board Approval	
TOTAL Advances Returned					\$19,765.49		\$19,765.49
Advances Outstanding							\$0.00



P.O. Box 7177
Dublin, OH 43017

Account Statement

August 01, 2023 - August 31, 2023

ACCOUNT NUMBER

15348

REGISTRATION

GARFIELD HTS BD of EDUCATION
ATTN PHILLIP J. OKO
5640 BRIARCLIFF DR
GARFIELD HTS, OH 44125

Return Service Requested

0001127-0001204 PDFE 001 ----- 565237



GARFIELD HTS BD OF EDUCATION
ATTN PHILLIP J. OKO
5640 BRIARCLIFF DR
GARFIELD HTS, OH 44125

Client Services



Call: 800-648-STAR (7827)



Visit our website: www.tos.ohio.gov/star-ohio



Funds Management
STAR Ohio
Columbus, OH 43260

Shareholder Message Center

STAR Ohio will be closed on Monday, September 4, 2023 in observance of Labor Day and Monday, October 9, 2023 in observance of Columbus Day.

Updated STAR Ohio forms can be accessed via the web portal or by contacting STAR Ohio. Old versions of forms will no longer be accepted.

STAR Ohio accounts must have **at least two Authorized Signers** on file. Please submit a new Authorized Signer Certification Form if you need to update the signers on your account to meet this program requirement.

To protect the security of your account, verbal confirmation from an Authorized Signer is required prior to processing requests for trades and/or account payee updates submitted by written request.

For questions or to update your account, please contact STAR Ohio from 8:30 a.m. to 5:00 p.m. Monday through Friday at 1.800.648.STAR (7827) or by emailing info@starohio.com.

ACCOUNT SUMMARY

Funds	Total Shares	Share Price	Share Value
STAR Ohio	8,384,652.680	\$1.0000	\$8,384,652.68

DISTRIBUTION SUMMARY

Funds	YTD Earnings	Reinvestment Option
	Income	Income
STAR Ohio	\$170,728.43	Reinvest

TRANSACTIONS

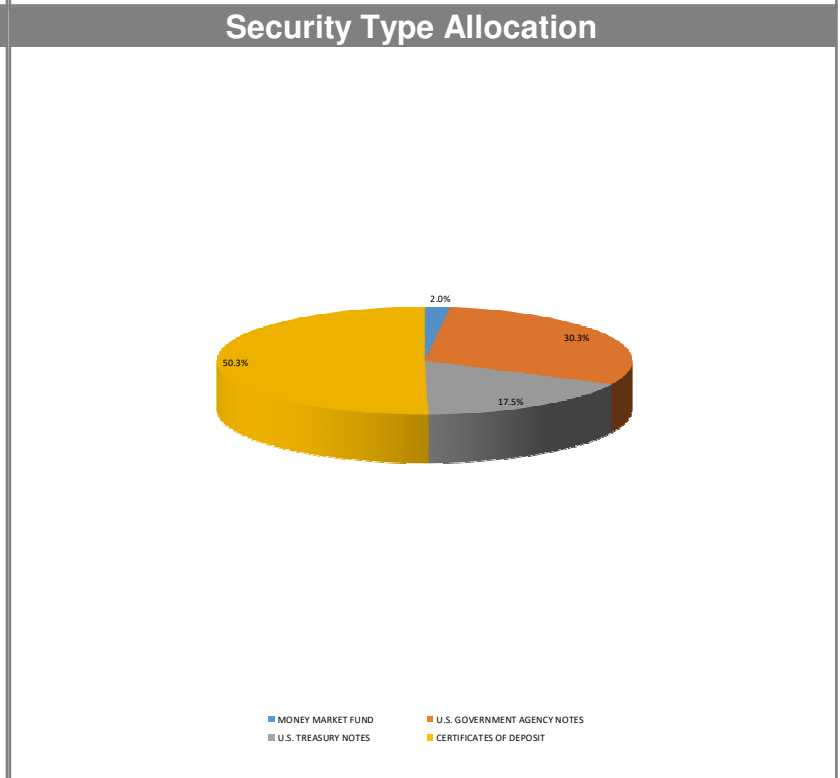
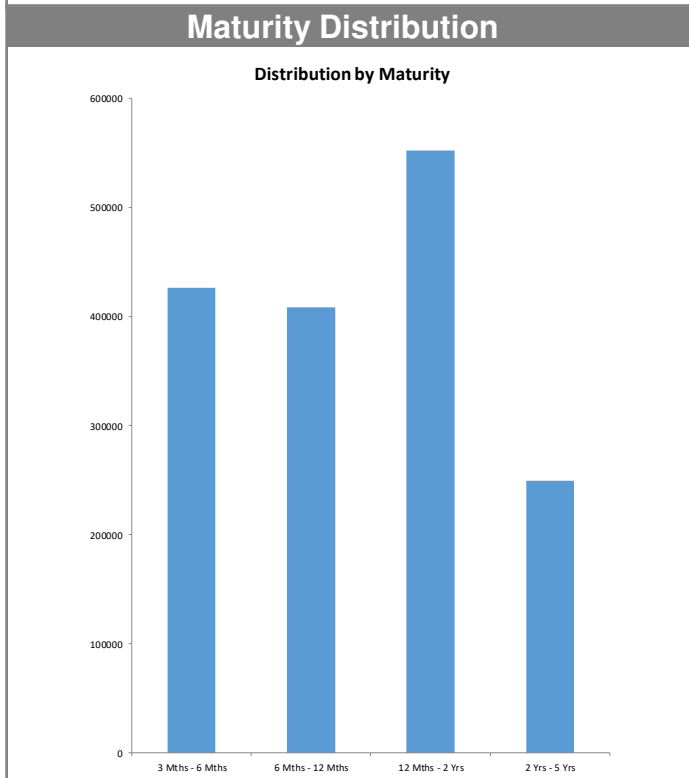
STAR Ohio Account Number: 15348

30 Day Yield = 5.48%

Date	Transaction Type	To/From Account Number	Shares	Share Price	Gross Amount	Share Value
	Beginning Shares Balance		4,389,768.790	\$1.00		\$4,389,768.79
08/09/2023	Redemption		(1,024,262.420)	\$1.00	(\$1,024,262.42)	3,365,506.37
08/29/2023	Purchase		5,000,000.000	\$1.00	\$5,000,000.00	8,365,506.37
08/31/2023	Income Dividend Reinvestment		19,146.310	\$1.00	\$19,146.31	8,384,652.68
	Closing Balance		8,384,652.680	\$1.00		\$8,384,652.68

Monthly Investment Summary
Garfield Heights City Schools
US Bank Custodian Acct Ending x70765
 August 31, 2023

Monthly Cash Flow Activity		Market Value Summary				
From 07-31-23 through 08-31-23						
Beginning Book Value	1,697,595.45	Security Type	Market Value	Pct. Assets	Avg Yield at Cost	Wght Avg Mat
Contributions	0.00	Money Market Fund				
Withdrawals	0.00	MONEY MARKET FUND	32,511.55	1.9	5.22	0.00
Prior Month Management Fees	-207.64	Fixed Income				
Realized Gains/Losses	0.00	U.S. GOVERNMENT AGENCY NOTES	503,111.65	30.2	0.45	1.06
Gross Interest Earnings	4,190.81	U.S. TREASURY NOTES	289,905.27	17.4	3.25	0.72
Ending Book Value	1,701,578.62	Accrued Interest	1,118.57	0.1		
		Certificate of Deposit				
		CERTIFICATES OF DEPOSIT	835,175.83	50.1	4.08	1.18
		Accrued Interest	5,970.82	0.4		
		TOTAL PORTFOLIO	1,667,793.70	100.0	2.86	1.04



Disclosures:

RedTree's internal accounting system is used as the source of the market value of this account. Although obtained from a source believed to be reliable, we cannot guarantee its accuracy. You should review all account statements provided by the custodian and compare with the statements provided by RedTree.

Portfolio Holdings Report
Garfield Heights City Schools
US Bank Custodian Acct Ending x70765
 August 31, 2023

Quantity	Cusip	Security Description	Moody's	S&P	Cost Basis	Market Value	Yield at Cost	Wtd Maturity	Purchase Date
U.S. GOVERNMENT AGENCY NOTES									
95,000	3130AND64	Federal Home Ln Bank 0.330% Due 12-29-23	Aaa	AA+	95,000.00	93,399.14	0.33	0.32	07-29-21
100,000	3133EMQL9	Federal Farm Credit Bank 0.200% Due 02-12-24	Aaa	AA+	99,951.00	97,728.97	0.22	0.44	02-12-21
140,000	3130AMBY7	Federal Home Ln Bank 0.550% Due 11-26-24	Aaa	AA+	139,986.00	131,868.53	0.55	1.20	05-28-21
110,000	3133EMER9	Federal Farm Credit Bank 0.470% Due 01-27-25	Aaa	AA+	109,873.50	102,655.54	0.50	1.37	10-29-20
85,000	3134GWZV1	Federal Home Ln Mtg 0.650% Due 10-22-25	Aaa	AA+	85,000.00	77,459.48	0.65	2.07	10-23-20
	Accrued Interest					488.42			
					529,810.50	503,600.07	0.45	1.06	
U.S. TREASURY NOTES									
120,000	9128285U0	US Treasury Note 2.625% Due 12-31-23	Aaa	AA+	119,203.13	118,875.00	3.08	0.33	06-30-22
155,000	91282CFG1	US Treasury Note 3.250% Due 08-31-24	Aaa	AA+	154,418.75	151,784.96	3.45	0.97	08-31-22
20,000	9128283P3	US Treasury Note 2.250% Due 12-31-24	Aaa	AA+	19,742.19	19,245.31	2.75	1.28	04-21-22
	Accrued Interest					630.14			
					293,364.07	290,535.42	3.25	0.72	
CERTIFICATES OF DEPOSIT									
115,000	38148P2R7	Goldman Sachs Bank USA, NY 3.600% Due 12-05-23			114,770.00	114,459.64	3.64	0.26	12-05-18
59,000	949763ZA7	Wells Fargo Bank, SD 2.850% Due 04-10-24			58,941.00	58,075.39	2.89	0.59	04-16-19
115,000	61690UHH6	Morgan Stanley Bank, UT 2.650% Due 06-13-24			114,655.00	112,498.77	2.71	0.76	06-13-19
194,000	07815ACY1	Bell Bank, ND 4.750% Due 07-22-24			194,000.00	192,658.81	4.80	0.85	04-20-23
45,000	254673M94	Discover Bank, DE 3.300% Due 07-29-24			44,955.00	44,101.99	3.35	0.88	07-29-22
100,000	20033A3U8	Comenity Capital Bank, UT 4.650% Due 04-17-25			99,900.00	98,654.27	4.75	1.53	04-18-23
49,000	27002YFE1	EagleBank, MD 3.300% Due 08-18-25			48,926.50	47,017.77	3.38	1.85	08-18-22
120,000	02357QBT3	Amerant Bank NA, FL 4.950% Due 03-23-26			119,820.00	118,725.92	5.00	2.32	03-23-23
50,000	12547CAZ1	CIBC Bank USA, IL 4.550% Due 04-14-26			49,925.00	48,983.29	4.60	2.39	04-14-23
	Accrued Interest					5,970.82			
					845,892.50	841,146.66	4.08	1.18	
MONEY MARKET FUND									
	USBMMF	First American Treasury Obligations Fund			32,511.55	32,511.55	5.22		
TOTAL PORTFOLIO					1,701,578.62	1,667,793.70	2.86	1.04	

Disclosures:

RedTree's internal accounting system is used as the source of the market value of this account. Although obtained from a source believed to be reliable, we cannot guarantee its accuracy. You should review all account statements provided by the custodian and compare with the statements provided by RedTree.

Questions? Call 888.596.2293 or email info@redtreeinv.com

RedTree Investment Group
Garfield Heights City Schools
US Bank Custodian Acct Ending x70765
Income Earned from Commercial Paper and Bankers Acceptances
From 07-01-22 Through 06-30-23

Security	Pay-Date	Cusip	Mature Date	Amount
COMMERCIAL PAPER				
TD USA	07-18-22	89119BGJ9	07-18-22	396.00
National Bank of Canada	08-01-22	63307MH10	08-01-22	192.11
Natixis NY	08-05-22	63873KH59	08-05-22	195.00
MUFG Bank	04-20-23	62479MRQ8	04-24-23	5,152.66
				5,935.77
				5,935.77

RedTree Investment Group
Garfield Heights City Schools
US Bank Custodian Acct Ending x70765
Purchases and Sales of Commercial Paper and Bankers Acceptances
From 07-01-22 To 06-30-23

Security	Settle Date	Cusip	Mature Date	Quantity
PURCHASES				
MUFG Bank	07-29-22	62479MRQ8	04-24-23	200,000
SALES				
MUFG Bank	04-20-23	62479MRQ8	04-24-23	200,000
National Bank of Canada	08-01-22	63307MH10	08-01-22	100,000
Natixis NY	08-05-22	63873KH59	08-05-22	100,000
TD USA	07-18-22	89119BGJ9	07-18-22	240,000

Reference	Check Nun	Type	Date	Vendor #	Status	Reconcile	Void Date	Amount
39869	123075	ACCOUNTS	08/01/202	832254	RECONCILE	08/02/2023		50
39870	123074	ACCOUNTS	08/01/202	832198	RECONCILE	08/02/2023		50
39871	123081	ACCOUNTS	08/01/202	1000401	RECONCILE	08/02/2023		62.5
39872	123076	ACCOUNTS	08/01/202	832331	RECONCILE	08/02/2023		125
39873	123080	ACCOUNTS	08/01/202	833052	RECONCILE	08/02/2023		62.5
39874	123070	ACCOUNTS	08/01/202	120143	RECONCILE	08/02/2023		1138.55
39875	123079	ACCOUNTS	08/01/202	832674	RECONCILE	08/02/2023		62.5
39876	123077	ACCOUNTS	08/01/202	832426	RECONCILE	08/02/2023		175
39877	123082	ACCOUNTS	08/01/202	1000629	RECONCILE	08/02/2023		538.55
39878	123073	ACCOUNTS	08/01/202	703291	RECONCILE	08/02/2023		125
39879	123072	ACCOUNTS	08/01/202	190233	RECONCILE	08/02/2023		100
39880	123071	ACCOUNTS	08/01/202	130081	RECONCILE	08/02/2023		62.5
39881	123078	ACCOUNTS	08/01/202	832453	RECONCILE	08/01/2023		125
39884	123083	REFUND	08/03/202	1000197	RECONCILE	08/14/2023		8.32
39885	123096	ACCOUNTS	08/03/202	40220	RECONCILE	08/16/2023		2204.57
39886	123135	ACCOUNTS	08/03/202	1000235	RECONCILE	08/10/2023		750
39887	123111	ACCOUNTS	08/03/202	190232	RECONCILE	08/09/2023		861.97
39888	123122	ACCOUNTS	08/03/202	832820	RECONCILE	08/04/2023		48451.61
39889	123084	ACCOUNTS	08/03/202	10109	RECONCILE	08/09/2023		707.5
39890	123117	ACCOUNTS	08/03/202	803525	RECONCILE	08/11/2023		13600.44
39891	123116	ACCOUNTS	08/03/202	803379	RECONCILE	08/04/2023		289.4
39892	123107	ACCOUNTS	08/03/202	160275	RECONCILE	08/04/2023		5985.69
39893	123097	ACCOUNTS	08/03/202	50110	RECONCILE	08/10/2023		875.04
39894	123113	ACCOUNTS	08/03/202	200141	RECONCILE	08/07/2023		8270
39895	123103	ACCOUNTS	08/03/202	120128	RECONCILE	08/09/2023		223933.2
39896	123092	ACCOUNTS	08/03/202	30400	RECONCILE	08/15/2023		4860
39897	123127	ACCOUNTS	08/03/202	833268	RECONCILE	08/04/2023		376.26
39898	123100	ACCOUNTS	08/03/202	80226	RECONCILE	08/07/2023		847.28
39899	123099	ACCOUNTS	08/03/202	70148	RECONCILE	08/04/2023		645.58
39900	123137	ACCOUNTS	08/03/202	1000366	RECONCILE	08/09/2023		1222763
39901	123098	ACCOUNTS	08/03/202	50183	RECONCILE	08/09/2023		52376
39902	123088	ACCOUNTS	08/03/202	20327	RECONCILE	08/04/2023		11978
39903	123115	ACCOUNTS	08/03/202	210114	RECONCILE	08/04/2023		5549.03
39904	123093	ACCOUNTS	08/03/202	30467	RECONCILE	08/07/2023		14015.62
39905	123140	ACCOUNTS	08/03/202	1000528	RECONCILE	08/04/2023		834
39906	123087	ACCOUNTS	08/03/202	20239	RECONCILE	08/09/2023		7700
39907	123105	ACCOUNTS	08/03/202	150101	RECONCILE	08/09/2023		4635.38
39908	123095	ACCOUNTS	08/03/202	40052	RECONCILE	08/04/2023		6641.73
39909	123136	ACCOUNTS	08/03/202	1000263	RECONCILE	08/04/2023		2227
39910	123125	ACCOUNTS	08/03/202	832936	RECONCILE	08/07/2023		18330
39911	123141	ACCOUNTS	08/03/202	1000548	RECONCILE	08/09/2023		846
39912	123131	ACCOUNTS	08/03/202	1000044	RECONCILE	08/07/2023		11202.14
39913	123142	ACCOUNTS	08/03/202	1000578	RECONCILE	08/04/2023		17617.75
39914	123129	ACCOUNTS	08/03/202	833564	RECONCILE	08/04/2023		15726.56
39915	123090	ACCOUNTS	08/03/202	30117	RECONCILE	08/04/2023		1379.66
39916	123124	ACCOUNTS	08/03/202	832931	RECONCILE	08/04/2023		7167

39917	123106	ACCOUNTS	08/03/202	150128	RECONCILE	08/22/2023	346.25
39918	123130	ACCOUNTS	08/03/202	1000036	RECONCILE	08/09/2023	4480
39919	123085	ACCOUNTS	08/03/202	10415	RECONCILE	08/09/2023	2902
39920	123104	ACCOUNTS	08/03/202	120260	RECONCILE	08/09/2023	3248
39921	123102	ACCOUNTS	08/03/202	110211	RECONCILE	08/04/2023	119219.2
39922	123114	ACCOUNTS	08/03/202	200240	RECONCILE	08/04/2023	191.25
39923	123120	ACCOUNTS	08/03/202	832489	RECONCILE	08/04/2023	236.55
39924	123133	ACCOUNTS	08/03/202	1000176	RECONCILE	08/04/2023	538.6
39925	123086	ACCOUNTS	08/03/202	20237	RECONCILE	08/04/2023	17615.58
39926	123121	ACCOUNTS	08/03/202	832706	RECONCILE	08/04/2023	23220.07
39927	123101	ACCOUNTS	08/03/202	100283	RECONCILE	08/04/2023	387.99
39928	123094	ACCOUNTS	08/03/202	30546	RECONCILE	08/07/2023	641.34
39929	123139	ACCOUNTS	08/03/202	1000471	RECONCILE	08/08/2023	1367.2
39930	123123	ACCOUNTS	08/03/202	832890	RECONCILE	08/07/2023	863.5
39931	123134	ACCOUNTS	08/03/202	1000177	RECONCILE	08/07/2023	1995
39932	123109	ACCOUNTS	08/03/202	160339	RECONCILE	08/04/2023	151.55
39933	123132	ACCOUNTS	08/03/202	1000050	RECONCILE	08/07/2023	340
39934	123126	ACCOUNTS	08/03/202	833263	RECONCILE	08/04/2023	10755
39935	123138	ACCOUNTS	08/03/202	1000374	RECONCILE	08/04/2023	13800
39936	123110	ACCOUNTS	08/03/202	180214	RECONCILE	08/04/2023	1218
39937	123108	ACCOUNTS	08/03/202	160281	RECONCILE	08/07/2023	3576.67
39938	123143	ACCOUNTS	08/03/202	1000617	RECONCILE	08/03/2023	5963
39939	123089	ACCOUNTS	08/03/202	20441	VOID	08/18/202	9544.93
39940	123119	ACCOUNTS	08/03/202	832189	RECONCILE	08/04/2023	441
39941	123128	ACCOUNTS	08/03/202	833285	RECONCILE	08/09/2023	5320
39942	123112	ACCOUNTS	08/03/202	190410	RECONCILE	08/04/2023	89.95
39943	123118	ACCOUNTS	08/03/202	831164	RECONCILE	08/10/2023	6397.75
39944	123091	ACCOUNTS	08/03/202	30240	RECONCILE	08/07/2023	262.52
39946	123144	ACCOUNTS	08/04/202	30426	RECONCILE	08/24/2023	6622.88
39947	123145	ACCOUNTS	08/04/202	160156	RECONCILE	08/07/2023	183.26
39948	123146	ACCOUNTS	08/04/202	702004	RECONCILE	08/14/2023	500
39949	123147	ACCOUNTS	08/04/202	1000572	RECONCILE	08/14/2023	2000
39950	123148	ACCOUNTS	08/04/202	1000639	VOID	08/07/202	538.55
39951	123152	ACCOUNTS	08/07/202	832866	RECONCILE	08/08/2023	125
39952	123154	ACCOUNTS	08/07/202	1000430	RECONCILE	08/08/2023	125
39953	123156	ACCOUNTS	08/07/202	1000575	VOID	08/25/202	1000
39954	123151	ACCOUNTS	08/07/202	832674	RECONCILE	08/08/2023	62.5
39955	123155	ACCOUNTS	08/07/202	1000431	RECONCILE	08/08/2023	125
39956	123157	ACCOUNTS	08/07/202	1000639	RECONCILE	08/08/2023	538.55
39957	123149	ACCOUNTS	08/07/202	100128	RECONCILE	08/08/2023	125
39958	123150	ACCOUNTS	08/07/202	831231	RECONCILE	08/08/2023	125
39959	123153	ACCOUNTS	08/07/202	833052	RECONCILE	08/08/2023	62.5
39960	123158	ACCOUNTS	08/09/202	10451	RECONCILE	08/14/2023	135054
39961	123159	ACCOUNTS	08/09/202	20229	RECONCILE	08/10/2023	901.5
39962	123163	ACCOUNTS	08/09/202	40216	RECONCILE	08/10/2023	98.85
39963	123170	ACCOUNTS	08/09/202	120128	RECONCILE	08/14/2023	2660
39964	123173	ACCOUNTS	08/09/202	160275	RECONCILE	08/10/2023	4140

39965	123188	ACCOUNTS 08/09/202	832917	RECONCILE 08/10/2023	250
39966	123186	ACCOUNTS 08/09/202	832640	RECONCILE 08/10/2023	2737.12
39967	123191	ACCOUNTS 08/09/202	1000197	RECONCILE 08/23/2023	37.62
39968	123194	ACCOUNTS 08/09/202	1000365	RECONCILE 08/10/2023	11997
39969	123190	ACCOUNTS 08/09/202	833443	RECONCILE 08/21/2023	174.81
39970	123195	ACCOUNTS 08/09/202	1000379	RECONCILE 08/10/2023	400
39971	123171	ACCOUNTS 08/09/202	140295	RECONCILE 08/17/2023	4235.31
39972	123178	ACCOUNTS 08/09/202	210114	RECONCILE 08/10/2023	1771.52
39973	123164	ACCOUNTS 08/09/202	50166	RECONCILE 08/24/2023	948
39974	123166	ACCOUNTS 08/09/202	50195	RECONCILE 08/21/2023	240
39975	123176	ACCOUNTS 08/09/202	190000	RECONCILE 08/10/2023	200
39976	123162	ACCOUNTS 08/09/202	40052	RECONCILE 08/10/2023	397.3
39977	123189	ACCOUNTS 08/09/202	832936	RECONCILE 08/10/2023	177054
39978	123193	ACCOUNTS 08/09/202	1000361	RECONCILE 08/10/2023	14436.89
39979	123168	ACCOUNTS 08/09/202	90140	RECONCILE 08/14/2023	1801.02
39980	123180	ACCOUNTS 08/09/202	803379	RECONCILE 08/10/2023	301.5
39981	123167	ACCOUNTS 08/09/202	70438	RECONCILE 08/14/2023	90.59
39982	123183	ACCOUNTS 08/09/202	831919	RECONCILE 08/10/2023	12869.8
39983	123169	ACCOUNTS 08/09/202	110145	RECONCILE 08/10/2023	48.24
39984	123165	ACCOUNTS 08/09/202	50183	RECONCILE 08/11/2023	150
39985	123184	ACCOUNTS 08/09/202	832109	RECONCILE 08/10/2023	13.89
39986	123185	ACCOUNTS 08/09/202	832550	RECONCILE 08/14/2023	96.69
39987	123174	ACCOUNTS 08/09/202	180214	RECONCILE 08/10/2023	1136.8
39988	123181	ACCOUNTS 08/09/202	803525	RECONCILE 08/11/2023	225
39989	123161	ACCOUNTS 08/09/202	30571	RECONCILE 08/23/2023	75
39990	123192	ACCOUNTS 08/09/202	1000236	RECONCILE 08/10/2023	436.33
39991	123187	ACCOUNTS 08/09/202	832765	RECONCILE 08/10/2023	434.5
39992	123175	ACCOUNTS 08/09/202	180322	RECONCILE 08/10/2023	492166.2
39993	123160	ACCOUNTS 08/09/202	20237	RECONCILE 08/10/2023	57015.2
39994	123196	ACCOUNTS 08/09/202	1000458	RECONCILE 08/15/2023	1549
39995	123179	ACCOUNTS 08/09/202	230339	RECONCILE 08/10/2023	2000
39996	123177	ACCOUNTS 08/09/202	190232	RECONCILE 08/14/2023	68.04
39997	123182	ACCOUNTS 08/09/202	830647	RECONCILE 08/10/2023	138.33
39998	123172	ACCOUNTS 08/09/202	150183	RECONCILE 08/10/2023	1954.22
39999	123197	ACCOUNTS 08/09/202	1000478	RECONCILE 08/15/2023	1568
40000	123198	ACCOUNTS 08/09/202	190000	RECONCILE 08/10/2023	3995
40001	123200	ACCOUNTS 08/10/202	701984	RECONCILE 08/11/2023	205220.8
40002	123199	ACCOUNTS 08/10/202	80454	RECONCILE 08/10/2023	10050.16
40003	0	ACCOUNTS 08/14/202	900057	RECONCILE 08/15/2023	10000
40004	123201	ACCOUNTS 08/14/202	100330	RECONCILE 08/15/2023	50
40005	123204	ACCOUNTS 08/14/202	1000351	RECONCILE 08/15/2023	1615.65
40006	123202	ACCOUNTS 08/14/202	160156	RECONCILE 08/15/2023	80.19
40007	123203	ACCOUNTS 08/14/202	500314	RECONCILE 08/15/2023	538.55
40009	0	ACCOUNTS 08/15/202	900019	RECONCILE 08/16/2023	200075.2
40010	123219	ACCOUNTS 08/16/202	150173	RECONCILE 08/17/2023	6793
40011	123210	ACCOUNTS 08/16/202	40220	RECONCILE 08/22/2023	523.15
40012	123239	ACCOUNTS 08/16/202	1000489	RECONCILE 08/17/2023	13056.17

40013	123207	ACCOUNTS 08/16/202	30426	RECONCILE 08/24/2023	70188.13
40014	123231	ACCOUNTS 08/16/202	832680	RECONCILE 08/21/2023	92.58
40015	123233	ACCOUNTS 08/16/202	832917	RECONCILE 08/17/2023	5133.34
40016	123235	ACCOUNTS 08/16/202	833449	RECONCILE 08/17/2023	2060
40017	123217	ACCOUNTS 08/16/202	140139	RECONCILE 08/21/2023	480
40018	123222	ACCOUNTS 08/16/202	190142	RECONCILE 08/22/2023	5141.81
40019	123232	ACCOUNTS 08/16/202	832909	RECONCILE 08/17/2023	48465
40020	123214	ACCOUNTS 08/16/202	70449	RECONCILE 08/21/2023	667.3
40021	123211	ACCOUNTS 08/16/202	50110	RECONCILE 08/22/2023	457.96
40022	123238	ACCOUNTS 08/16/202	1000337	RECONCILE 08/22/2023	77.25
40023	123236	ACCOUNTS 08/16/202	833477	RECONCILE 08/24/2023	2825.25
40024	123227	ACCOUNTS 08/16/202	803379	RECONCILE 08/17/2023	436.78
40025	123206	ACCOUNTS 08/16/202	20441	RECONCILE 08/24/2023	9544.93
40026	123212	ACCOUNTS 08/16/202	70148	RECONCILE 08/17/2023	1783.58
40027	123209	ACCOUNTS 08/16/202	40073	RECONCILE 08/17/2023	834.81
40028	123223	ACCOUNTS 08/16/202	190232	RECONCILE 08/22/2023	62.78
40029	123234	ACCOUNTS 08/16/202	833268	RECONCILE 08/17/2023	112.92
40030	123224	ACCOUNTS 08/16/202	190290	RECONCILE 09/11/2023	18913.98
40031	123208	ACCOUNTS 08/16/202	40052	RECONCILE 08/17/2023	212.34
40032	123215	ACCOUNTS 08/16/202	120118	RECONCILE 08/22/2023	4400
40033	123205	ACCOUNTS 08/16/202	20437	RECONCILE 08/22/2023	595.5
40034	123218	ACCOUNTS 08/16/202	150101	RECONCILE 08/22/2023	49.73
40035	123237	ACCOUNTS 08/16/202	833517	RECONCILE 08/17/2023	243.75
40036	123213	ACCOUNTS 08/16/202	70448	RECONCILE 08/21/2023	874.72
40037	123229	ACCOUNTS 08/16/202	830776	RECONCILE 08/17/2023	1850
40038	123220	ACCOUNTS 08/16/202	160207	RECONCILE 08/21/2023	2078.7
40039	123228	ACCOUNTS 08/16/202	803397	RECONCILE 09/05/2023	200
40040	123226	ACCOUNTS 08/16/202	200242	RECONCILE 08/17/2023	3901.69
40041	123230	ACCOUNTS 08/16/202	832640	RECONCILE 08/21/2023	1918
40042	123225	ACCOUNTS 08/16/202	200152	RECONCILE 08/17/2023	25
40043	123216	ACCOUNTS 08/16/202	120271	RECONCILE 08/23/2023	1374.44
40044	123221	ACCOUNTS 08/16/202	180305	RECONCILE 08/17/2023	2621.54
40045	123240	ACCOUNTS 08/17/202	1000375	RECONCILE 08/23/2023	2722
40046	123241	ACCOUNTS 08/17/202	1000544	RECONCILE 08/21/2023	1499
40047	0	ACCOUNTS 08/18/202	20441	RECONCILE 08/22/2023	10021.93
40048	123270	ACCOUNTS 08/18/202	1000547	RECONCILE 08/29/2023	151.14
40049	123249	ACCOUNTS 08/18/202	831345	RECONCILE 08/18/2023	243.08
40050	123271	ACCOUNTS 08/18/202	1000648	RECONCILE 08/21/2023	299.72
40051	123274	ACCOUNTS 08/18/202	1000652	RECONCILE 08/21/2023	247.69
40052	123244	ACCOUNTS 08/18/202	100186	RECONCILE 08/21/2023	603.87
40053	123264	ACCOUNTS 08/18/202	1000430	RECONCILE 08/21/2023	607.45
40054	123263	ACCOUNTS 08/18/202	1000398	RECONCILE 08/21/2023	235.6
40055	123246	ACCOUNTS 08/18/202	120290	RECONCILE 08/21/2023	302.25
40056	123272	ACCOUNTS 08/18/202	1000649	RECONCILE 08/21/2023	203.22
40057	123259	ACCOUNTS 08/18/202	1000325	RECONCILE 08/25/2023	629.46
40058	123265	ACCOUNTS 08/18/202	1000434	RECONCILE 08/18/2023	175.57
40059	123251	ACCOUNTS 08/18/202	832198	RECONCILE 08/21/2023	178.79

40060	123245	ACCOUNTS	08/18/202	100308	RECONCILE	08/21/2023	758.62
40061	123269	ACCOUNTS	08/18/202	1000524	RECONCILE	08/18/2023	282.79
40062	123253	ACCOUNTS	08/18/202	832858	RECONCILE	08/21/2023	781.69
40063	123262	ACCOUNTS	08/18/202	1000390	RECONCILE	08/21/2023	996.53
40064	123254	ACCOUNTS	08/18/202	832927	RECONCILE	08/21/2023	546.18
40065	123267	ACCOUNTS	08/18/202	1000505	RECONCILE	08/21/2023	246.86
40066	123255	ACCOUNTS	08/18/202	833092	RECONCILE	08/21/2023	137.73
40067	123250	ACCOUNTS	08/18/202	831526	RECONCILE	09/11/2023	236.97
40068	123273	ACCOUNTS	08/18/202	1000650	RECONCILE	08/21/2023	298.09
40069	123256	ACCOUNTS	08/18/202	833145	RECONCILE	08/21/2023	265.05
40070	123268	ACCOUNTS	08/18/202	1000514	RECONCILE	08/21/2023	416.92
40071	123243	ACCOUNTS	08/18/202	100128	RECONCILE	08/21/2023	429.08
40072	123252	ACCOUNTS	08/18/202	832852	RECONCILE	08/21/2023	193.21
40073	123275	ACCOUNTS	08/18/202	1000653	RECONCILE	08/21/2023	158.36
40074	123260	ACCOUNTS	08/18/202	1000360	RECONCILE	08/21/2023	366.46
40075	123247	ACCOUNTS	08/18/202	703291	RECONCILE	08/21/2023	440.71
40076	123261	ACCOUNTS	08/18/202	1000386	RECONCILE	08/22/2023	252.09
40077	123248	ACCOUNTS	08/18/202	831303	RECONCILE	08/21/2023	223.98
40078	123266	ACCOUNTS	08/18/202	1000461	RECONCILE	08/21/2023	402.01
40079	123258	ACCOUNTS	08/18/202	833238	RECONCILE	08/23/2023	278.61
40080	123257	ACCOUNTS	08/18/202	833170	RECONCILE	08/24/2023	309.21
40081	123242	ACCOUNTS	08/18/202	40135	RECONCILE	08/21/2023	298.47
40082	123277	ACCOUNTS	08/21/202	20176	RECONCILE	08/25/2023	106.89
40083	123280	ACCOUNTS	08/21/202	703291	RECONCILE	08/25/2023	125
40084	123281	ACCOUNTS	08/21/202	832198	RECONCILE	08/25/2023	50
40085	123276	ACCOUNTS	08/21/202	1000368	RECONCILE	08/23/2023	450
40086	123294	ACCOUNTS	08/21/202	1000646	VOID	08/28/202	1836.18
40087	123284	ACCOUNTS	08/21/202	833052	RECONCILE	08/25/2023	62.5
40088	123290	ACCOUNTS	08/21/202	1000503	RECONCILE	08/25/2023	50
40089	123293	ACCOUNTS	08/21/202	1000645	RECONCILE	08/24/2023	450
40090	123285	ACCOUNTS	08/21/202	833337	RECONCILE	08/25/2023	250
40091	123283	ACCOUNTS	08/21/202	832674	RECONCILE	08/25/2023	62.5
40092	123292	ACCOUNTS	08/21/202	1000644	RECONCILE	08/23/2023	2200
40093	123289	ACCOUNTS	08/21/202	1000385	RECONCILE	08/23/2023	300
40094	123287	ACCOUNTS	08/21/202	1000367	OUTSTANDING		450
40095	123278	ACCOUNTS	08/21/202	100128	RECONCILE	08/25/2023	125
40096	123288	ACCOUNTS	08/21/202	1000370	RECONCILE	08/23/2023	450
40097	123286	ACCOUNTS	08/21/202	1000192	RECONCILE	08/22/2023	400
40098	123279	ACCOUNTS	08/21/202	500907	RECONCILE	08/25/2023	538.55
40099	123291	ACCOUNTS	08/21/202	1000643	RECONCILE	08/23/2023	1700
40100	123282	ACCOUNTS	08/21/202	832331	RECONCILE	08/25/2023	125
40101	123295	REFUND	08/22/202	170111	RECONCILE	08/29/2023	52.19
40102	123324	ACCOUNTS	08/23/202	832657	RECONCILE	08/24/2023	1552
40103	123303	ACCOUNTS	08/23/202	90140	RECONCILE	08/25/2023	1647.34
40104	123296	ACCOUNTS	08/23/202	20327	RECONCILE	08/24/2023	75332.7
40105	123299	ACCOUNTS	08/23/202	30383	RECONCILE	08/24/2023	2937.06
40106	123321	ACCOUNTS	08/23/202	830776	RECONCILE	08/24/2023	200

40107	123326	ACCOUNTS	08/23/202	832828	RECONCILE	08/24/2023	485.26
40108	123323	ACCOUNTS	08/23/202	832550	RECONCILE	08/28/2023	7914.02
40109	123308	ACCOUNTS	08/23/202	150120	RECONCILE	08/28/2023	6371.34
40110	123311	ACCOUNTS	08/23/202	160275	RECONCILE	08/24/2023	6550.98
40111	123318	ACCOUNTS	08/23/202	803358	RECONCILE	08/24/2023	5262.5
40112	123338	ACCOUNTS	08/23/202	1000631	RECONCILE	08/29/2023	44050
40113	123336	ACCOUNTS	08/23/202	1000471	RECONCILE	09/05/2023	3368
40114	123332	ACCOUNTS	08/23/202	1000263	RECONCILE	08/24/2023	1440
40115	123301	ACCOUNTS	08/23/202	50183	RECONCILE	08/25/2023	3375
40116	123297	ACCOUNTS	08/23/202	30240	RECONCILE	08/25/2023	262.52
40117	123307	ACCOUNTS	08/23/202	150101	RECONCILE	08/28/2023	2152.22
40118	123309	ACCOUNTS	08/23/202	150294	RECONCILE	08/28/2023	1056
40119	123310	ACCOUNTS	08/23/202	160219	RECONCILE	08/24/2023	459.69
40120	123306	ACCOUNTS	08/23/202	120090	RECONCILE	08/25/2023	103.08
40121	123319	ACCOUNTS	08/23/202	803379	RECONCILE	08/24/2023	250.08
40122	123300	ACCOUNTS	08/23/202	30467	RECONCILE	08/25/2023	24125.61
40123	123320	ACCOUNTS	08/23/202	803391	RECONCILE	08/24/2023	3409.25
40124	123329	ACCOUNTS	08/23/202	833437	RECONCILE	08/28/2023	102306
40125	123305	ACCOUNTS	08/23/202	110145	RECONCILE	08/24/2023	45
40126	123334	ACCOUNTS	08/23/202	1000329	RECONCILE	08/31/2023	265.42
40127	123328	ACCOUNTS	08/23/202	833399	RECONCILE	08/28/2023	2535
40128	123315	ACCOUNTS	08/23/202	200240	RECONCILE	08/24/2023	35.02
40129	123312	ACCOUNTS	08/23/202	190000	RECONCILE	08/24/2023	2374.5
40130	123333	ACCOUNTS	08/23/202	1000302	RECONCILE	08/28/2023	458.59
40131	123339	ACCOUNTS	08/23/202	1000638	RECONCILE	08/23/2023	3976
40132	123337	ACCOUNTS	08/23/202	1000630	RECONCILE	08/31/2023	58813
40133	123313	ACCOUNTS	08/23/202	200128	RECONCILE	08/31/2023	350
40134	123317	ACCOUNTS	08/23/202	210114	RECONCILE	08/24/2023	1990.5
40135	123327	ACCOUNTS	08/23/202	832931	RECONCILE	08/24/2023	7167
40136	123304	ACCOUNTS	08/23/202	100208	RECONCILE	08/28/2023	18.65
40137	123316	ACCOUNTS	08/23/202	200242	RECONCILE	08/24/2023	327.36
40138	123322	ACCOUNTS	08/23/202	831782	RECONCILE	08/24/2023	4207.5
40139	123325	ACCOUNTS	08/23/202	832707	RECONCILE	08/28/2023	9400
40140	123335	ACCOUNTS	08/23/202	1000364	RECONCILE	08/28/2023	2460
40141	123330	ACCOUNTS	08/23/202	1000160	RECONCILE	08/24/2023	58.58
40142	123302	ACCOUNTS	08/23/202	60181	RECONCILE	08/24/2023	272.43
40143	123314	ACCOUNTS	08/23/202	200167	RECONCILE	08/30/2023	164.5
40144	123331	ACCOUNTS	08/23/202	1000176	RECONCILE	08/24/2023	1199.29
40145	123298	ACCOUNTS	08/23/202	30352	RECONCILE	08/24/2023	455
40146	123340	ACCOUNTS	08/23/202	1000621	RECONCILE	08/24/2023	538.55
40147	0	ACCOUNTS	08/31/202	900016	RECONCILE	08/31/2023	287266
40148	0	ACCOUNTS	08/31/202	900017	RECONCILE	08/31/2023	89146
40149	123341	ACCOUNTS	08/25/202	1000575	RECONCILE	08/28/2023	1000
40150	0	PAYROLL	08/25/2023		RECONCILE	08/25/2023	9035.33
40151	123344	ACCOUNTS	08/28/202	110121	RECONCILE	08/29/2023	125
40152	123342	ACCOUNTS	08/28/202	30117	RECONCILE	08/29/2023	327051
40153	123346	ACCOUNTS	08/28/202	832453	RECONCILE	08/29/2023	125

40154	0 PAYROLL	08/25/2023		RECONCILE	08/25/2023	940.74
40155	123347 ACCOUNTS	08/28/202	1000646	RECONCILE	08/29/2023	1836.18
40156	123345 ACCOUNTS	08/28/202	830857	RECONCILE	09/05/2023	250
40157	123343 ACCOUNTS	08/28/202	100126	RECONCILE	08/29/2023	250
40158	0 PAYROLL	08/25/2023		RECONCILE	08/25/2023	945700.6
40159	0 PAYROLL	08/11/2023		RECONCILE	08/11/2023	996141.6
40160	0 ACCOUNTS	08/31/202	900039	RECONCILE	08/31/2023	27889.51
40161	0 ACCOUNTS	08/31/202	900008	RECONCILE	08/31/2023	366322.2
40162	0 ACCOUNTS	08/31/202	900050	VOID	08/31/202	80429.13
40163	0 ACCOUNTS	08/31/202	900047	RECONCILE	08/31/2023	1564.54
40164	0 ACCOUNTS	08/31/202	900017	RECONCILE	08/31/2023	1903.84
40165	0 ACCOUNTS	08/31/202	900016	RECONCILE	08/31/2023	40164.02
40166	123348 REFUND	08/28/202	1000315	RECONCILE	09/06/2023	1000
40167	0 ACCOUNTS	08/31/202	900050	RECONCILE	08/31/2023	11027.87
40168	123372 ACCOUNTS	08/30/202	200240	RECONCILE	08/31/2023	301.28
40169	123379 ACCOUNTS	08/30/202	831999	RECONCILE	09/05/2023	1936.11
40170	123363 ACCOUNTS	08/30/202	110145	RECONCILE	08/31/2023	33.21
40171	123383 ACCOUNTS	08/30/202	832828	RECONCILE	08/31/2023	32.26
40172	123380 ACCOUNTS	08/30/202	832489	RECONCILE	08/31/2023	236.55
40173	123367 ACCOUNTS	08/30/202	160245	RECONCILE	09/06/2023	150
40174	123366 ACCOUNTS	08/30/202	150101	RECONCILE	09/06/2023	1116.96
40175	123381 ACCOUNTS	08/30/202	832514	RECONCILE	09/07/2023	3795
40176	123362 ACCOUNTS	08/30/202	70449	RECONCILE	09/05/2023	614.16
40177	123394 ACCOUNTS	08/30/202	1000624	OUTSTANDING		1579.5
40178	123373 ACCOUNTS	08/30/202	230340	OUTSTANDING		261096.2
40179	123360 ACCOUNTS	08/30/202	40228	RECONCILE	08/31/2023	20815
40180	123377 ACCOUNTS	08/30/202	831657	RECONCILE	08/31/2023	335
40181	123369 ACCOUNTS	08/30/202	190232	RECONCILE	09/05/2023	409.93
40182	123359 ACCOUNTS	08/30/202	40220	RECONCILE	09/07/2023	2798.42
40183	123358 ACCOUNTS	08/30/202	40052	RECONCILE	08/31/2023	784.09
40184	123350 ACCOUNTS	08/30/202	20226	RECONCILE	08/31/2023	9333
40185	123396 ACCOUNTS	08/30/202	1000642	RECONCILE	09/11/2023	1960
40186	123365 ACCOUNTS	08/30/202	140295	RECONCILE	09/06/2023	6516.68
40187	123390 ACCOUNTS	08/30/202	1000363	RECONCILE	09/05/2023	5580
40188	123386 ACCOUNTS	08/30/202	833315	RECONCILE	09/07/2023	282.99
40189	123351 ACCOUNTS	08/30/202	20237	RECONCILE	08/31/2023	48937.8
40190	123368 ACCOUNTS	08/30/202	190000	RECONCILE	08/31/2023	5060
40191	123353 ACCOUNTS	08/30/202	30246	OUTSTANDING		360
40192	123388 ACCOUNTS	08/30/202	1000050	RECONCILE	09/05/2023	346
40193	123357 ACCOUNTS	08/30/202	30605	RECONCILE	09/05/2023	5291.88
40194	123355 ACCOUNTS	08/30/202	30546	RECONCILE	09/05/2023	641.34
40195	123361 ACCOUNTS	08/30/202	70438	RECONCILE	09/05/2023	191.21
40196	123385 ACCOUNTS	08/30/202	832931	RECONCILE	08/31/2023	1284
40197	123389 ACCOUNTS	08/30/202	1000340	RECONCILE	09/11/2023	1538
40198	123371 ACCOUNTS	08/30/202	200167	RECONCILE	09/05/2023	23.5
40199	123356 ACCOUNTS	08/30/202	30571	RECONCILE	09/06/2023	75
40200	123349 ACCOUNTS	08/30/202	10556	RECONCILE	09/05/2023	2668

40201	123354	ACCOUNTS 08/30/202	30382	RECONCILE 08/31/2023	7951.93
40202	123370	ACCOUNTS 08/30/202	200141	RECONCILE 09/05/2023	3475
40203	123387	ACCOUNTS 08/30/202	833687	RECONCILE 08/31/2023	1200
40204	123391	ACCOUNTS 08/30/202	1000366	RECONCILE 09/06/2023	1784664
40205	123392	ACCOUNTS 08/30/202	1000495	RECONCILE 09/05/2023	900
40206	123375	ACCOUNTS 08/30/202	830708	RECONCILE 09/05/2023	3089.1
40207	123364	ACCOUNTS 08/30/202	130406	OUTSTANDING	510
40208	123378	ACCOUNTS 08/30/202	831909	RECONCILE 09/05/2023	2800
40209	123374	ACCOUNTS 08/30/202	803379	RECONCILE 08/31/2023	27.38
40210	123393	ACCOUNTS 08/30/202	1000540	RECONCILE 09/05/2023	51442
40211	123384	ACCOUNTS 08/30/202	832858	RECONCILE 08/31/2023	91.72
40212	123395	ACCOUNTS 08/30/202	1000628	RECONCILE 09/05/2023	2387
40213	123376	ACCOUNTS 08/30/202	831470	RECONCILE 09/11/2023	6360.25
40214	123397	ACCOUNTS 08/30/202	1000654	OUTSTANDING	125
40215	123382	ACCOUNTS 08/30/202	832654	OUTSTANDING	54487
40216	123352	ACCOUNTS 08/30/202	20327	RECONCILE 08/31/2023	20550
40217	123398	ACCOUNTS 08/30/202	833812	RECONCILE 08/31/2023	65214.27
40218	123399	ACCOUNTS 08/31/202	80454	RECONCILE 09/01/2023	4868.57
40219	123400	ACCOUNTS 08/31/202	120126	RECONCILE 09/01/2023	32292
40274	0	ACCOUNTS 08/31/202	900022	RECONCILE 08/31/2023	2116.25
40280	0	ACCOUNTS 08/31/202	900050	RECONCILE 08/31/2023	80429.13